

Articulated foot with sheet metal base Ø100

PTA100SS/EB

Max load: 15,000N
Rubber sole in EPDM, blue

- **Articulated adjustable levelling feet**
- Axial articulation +/- 10°
- With non-slip sole in EPDM Blue
- Stainless steel in shiny finish
- Materials:
 - Base: shiny 304 stainless steel sheet
 - Thread: 304 stainless steel, supplied without nut
 - Sole: EPDM blue

Options

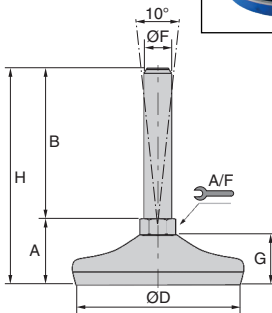
- Other thread dimensions on request
- 316 grade Stainless steel on request

Advantages

- Hygienic special sole for easy cleaning.
- Food processing, Pharmaceutical and Chemical Environment

Food industry

Sole in EPDM, blue



DISCOUNTS

| Qty | 1+ | 6+ | 10+ | 15+ | 20+ |
|-------|-------|-----|------|------|------------|
| Disc. | Price | -5% | -10% | -15% | On request |

| Part N° | ØD | ØF | B | A | A/F | G | H | Static load(N) | Price per unit 1 to 5 |
|---------------------|-----|-----|-----|------|-----|----|-------|----------------|-----------------------|
| PTA100-16-100/SS/EB | 100 | M16 | 100 | 39.5 | 13 | 30 | 139.5 | 15000 | 45,66€ |
| PTA100-16-150/SS/EB | 100 | M16 | 150 | 39.5 | 13 | 30 | 189.5 | 15000 | 47,28€ |
| PTA100-16-200/SS/EB | 100 | M16 | 200 | 39.5 | 13 | 30 | 239.5 | 15000 | 50,98€ |
| PTA100-20-100/SS/EB | 100 | M20 | 100 | 43.0 | 17 | 30 | 143.0 | 15000 | 48,84€ |
| PTA100-20-150/SS/EB | 100 | M20 | 150 | 43.0 | 17 | 30 | 193.0 | 15000 | 51,99€ |
| PTA100-20-200/SS/EB | 100 | M20 | 200 | 43.0 | 17 | 30 | 243.0 | 15000 | 55,69€ |
| PTA100-24-100/SS/EB | 100 | M24 | 100 | 44.0 | 20 | 30 | 144.0 | 15000 | 52,54€ |
| PTA100-24-150/SS/EB | 100 | M24 | 150 | 44.0 | 20 | 30 | 194.0 | 15000 | 54,13€ |

* Depending on availability - Dimensions in mm

HPC

WEB
04/2020

www.hpceurope.com


Tél: 0 825 88 5000 Service 0,15€/min + prix appel

Our other products



NDS20

Double cross clamp,
Parallel



SEV

Clamp, Vertical Latch
Clamp - steel



PRES

Accessories for
PRES-3HR and
PRES-4HR presses,
Tool holder



NSU

Sensor support,
Universal 90° support
clamp



V3RA_PT

Hand wheel,
Polyamide



P55

Worm and wheel
gearbox, up to 57 Nm



RAM30

Manual gearbox,
Bevel



DBL805

Idler, Range 805



MEB

Moulded plastic bevel
gear (nylon), 1:1



PRF_BM

Floor anchor, Central
base fixation



ECF

Well nut, Elastomer



MDB_MTB

Moulded plastic bevel
gear (nylon), 2:1

Complementary products



PTA50ssEB

Articulated foot with
sheet metal base,
Articulated foot



PTA80ssEB

Articulated foot with
sheet metal base,
Articulated foot



PAMF80EB

Articulated foot with
sheet metal base,
Articulated foot



PAMF100EB

Articulated foot with
sheet metal base,
Articulated foot

Altri prodotti...



PDD

Pressore a molla
sensore di
rilevamento, Con
attacco per sensore



PO

Maniglia a ponte -
Multi-settore, Foro
liscio



HS

Distanziatore
esagonale, Inox 303



COA-COG

Staffa di montaggio
per molla a gas,
Staffa di montaggio
piana per f...



NCT

Giunto di
collegamento, Ad
angolo fisso



VTLF

Volantino a 3 lobi,
Poliammide - Ottone



PFM

Piede senza snodo,
Lamiera modellata



BPLE

Sfera portante a
incastro, Leggero




CHT

Motore AC asincrono
trifase, 1.1 a 1.85kW



ABL100005

Spazzola antistatica,
Standard



LAT4

Attuatore lineare a
motore 4A, 4 ampere



PTAF80-PAMF80

Piede fissabile con
base lamiera Ø80, Ø
80

Prodotti correlati



PTA50ssEB

Piede snodato con
base stampata Ø50,
Piede snodato



PTA80ssEB

Piede snodato con
base stampata Ø80,
Piede snodato



PAMF80EB

Piede snodato con
base stampata
fissabile Ø80, Piede
snodato



PAMF100EB

Piede snodato con
base stampata
fissabile Ø100, Piede
snodato