

Drive sprocket for plate chain

PT882

For chain range 882 TAB

- For driving CAP882T chains
- With bore and keyway
- Materials:
 - Reinforced polyamide
 - Stainless steel screws
- Operating temp.: -10°C to +120°C
- For dimensions and bore tolerances, please refer to technical pages

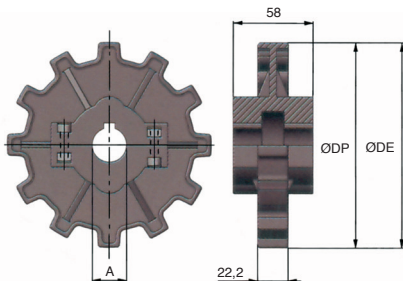
Advantage

- Two part design facilitates easy assembly

Easy assembly



Two part design



DISCOUNTS

Qty.	1+	5+	10+
Disc. List	-5%	On request	


Part number	No. of teeth	ØDE	ØDP	Bore ØA	Weight (kg)	Price each 1 to 4
PT882-12-25	12	148,5	147,2	25	0,38	29,36 €
PT882-12-30	12	148,5	147,2	30	0,38	29,36 €
PT882-12-35	12	148,5	147,2	35	0,38	29,36 €
PT882-12-40	12	148,5	147,2	40	0,38	29,36 €
PT882-12-45	12	148,5	147,2	45	0,38	29,36 €

Dimensions in mm

Altri prodotti...



SME
Testa a snodo
maschio, Inox / PTFE



CXS
Anello di arresto
esterno DIN471,
esterno DIN 471



PHG05
Ingranaggio elicoidale
ad assi paralleli,
Acciaio 20NCD2
cementato t...



MFB_MHB
Ingranaggio conico in
plastica stampata, 4:1



DILC
Indexing plunger with
cam, with cam



TSRTC
Stem support for
caster, For swivel
caster with central
hole




BSP
Guida lineare di
precisione, da 156 N
a 980 N




OP2
Indicatore di posizione
digitale (N. di giri), 3
cifre



CM_CO
Attrezzi Hygienic
Usit® and Hygienic
Design®, Protective



ACL-PLAngle
Elementi di giunzione,
Collegamento
angolare



BH01
Cuscinetto radiale
flangiato, Montaggio :
pressione e colla



PGMT
Maniglia a ponte a
fissaggio anteriore,
Inox

Prodotti correlati