

Drive sprocket for plate chain


PT820 For chain ranges 820 and 815

- For driving CAP820 and CAP815 plate chains
- With bore and keyway
- Materials:
 - Reinforced polyamide
 - Stainless steel screws
- Operating temp.: -10°C to +120°C
- For dimensions and bore tolerances, please refer to technical pages

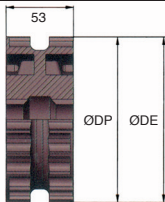
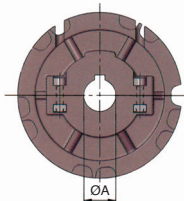
Advantage

- Two part design facilitates easy assembly

Easy assembly



Two part design



DISCOUNTS

Qty.	1+	5+	10+
Disc.	List	-5%	On request

Part number	No. of teeth	ØDE	ØDP	Bore ØA	Weight (kg)	Price each 1 to 4
PT820-21-25	21	129	129,26	25	0,4	28,49 €
PT820-21-30	21	129	129,26	30	0,4	28,49 €
PT820-21-35	21	129	129,26	35	0,4	28,49 €
PT820-21-40	21	129	129,26	40	0,4	28,49 €
PT820-21-45	21	129	129,26	45	0,4	28,49 €
PT820-23-25	23	141	141,22	25	0,5	30,09 €
PT820-23-30	23	141	141,22	30	0,5	30,09 €
PT820-23-35	23	141	141,22	35	0,5	30,09 €
PT820-23-40	23	141	141,22	40	0,5	30,09 €
PT820-23-45	23	141	141,22	45	0,5	30,09 €
PT820-25-25	25	153	153,20	25	0,5	30,39 €
PT820-25-30	25	153	153,20	30	0,5	30,39 €
PT820-25-35	25	153	153,20	35	0,5	30,39 €
PT820-25-40	25	153	153,20	40	0,5	30,39 €
PT820-25-45	25	153	153,20	45	0,5	30,39 €

Dimensions in mm

Altri prodotti...



J64

Riduttore coassiale a treni paralleli, da 0,57 a 2,25 Nm - a treni p...



PR40

Piede fissabile con snodo - poliammide, Ø 40



DER71

Motore inox AC asincrono da 0,25 a 0,37kW, 0.25 a




RPP

Piastra di giunzione per cinghia RPP, RPP14



PSP

Accessori per pannello, Profilo supporto per pannelli



TR

Cremagliera sezione circolare, Inox - modulo 0,25-1,5



NCT

Giunto di collegamento, Ad angolo fisso



BAC105

Contenitore a becco, 8mm



PRES

Accessori per pressa PRES-3HR e PRES-4HR, Portapinzine



SFE

Testa a snodo femmina, Inox / PTFE



SCA_SS

Serracavo, Inox



DKGS

Giunto senza gioco Gerwah®, da 0.5 a 3Nm

Prodotti correlati



CAP820

Catena a tapparella dritta, Stretta serie 820



CAP815

Catena a tapparella dritta, Stretta serie 815



DBL820

Rotella per catena, Serie 820 e 815



BAP25

Anello di bloccaggio, Ø25 - Ø40