

Nut for aluminium profile

Stock

PRFECL **MiniTec**

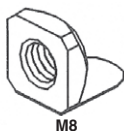
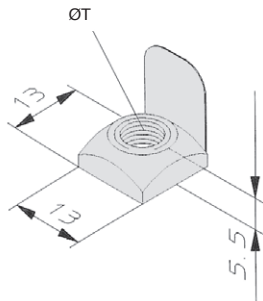
With tab

- Square nut with sprung tab
- Nut can be inserted at any point along the slot in a profile
- Material: zinc plated or stainless steel
- Not sold individually, contact us for details

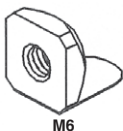
Advantages

- Allows parts to be added/removed easily
- Sprung tabs allows the nut to be retained in place when using vertically positioned profiles

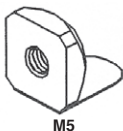
steel or stainless steel



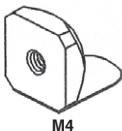
M8



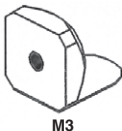
M6



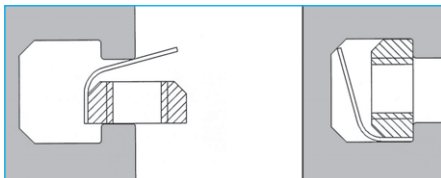
M5



M4



M3



Very simple positioning

DISCOUNTS

Qty.	1+	50+	100+
Disc.	List -5%	On request	

Part number		ØT	Stock* Steel	Price each 1 to 49	
Steel	Stainless steel			Steel	Stainless steel
PRF-ECL-M3	PRF-ECL-M3/SS	M3	✓	0,73 €	2,25 €
PRF-ECL-M4	PRF-ECL-M4/SS	M4	✓	0,73 €	2,25 €
PRF-ECL-M5	PRF-ECL-M5/SS	M5	✓	0,73 €	2,25 €
PRF-ECL-M6	PRF-ECL-M6/SS	M6	✓	0,73 €	2,25 €
PRF-ECL-M8	PRF-ECL-M8/SS	M8	✓	0,73 €	2,25 €

*Depending on availability - Dimensions in mm

Altri prodotti...



CHMR63

Riduttore a ruota e vite senza fine, fino a 196 Nm



WFRM

Dado trapezoidale, Polimero (Iglidur®) - 1 filetto



CHAC4040SS

Cerniera, Quadrata con rivetto e fori



GE1006

Chiusura a leva adattabile, Per aggancio in gola



J65

Riduttore coassiale a treni paralleli, da 0.80 a 2.95 - a treni para...



PRF_PL_9090

Elementi di giunzione, Piastra di fissaggio - 90x90 mm



SSB

Ingranaggio conico inox, 1:1



GAC

Chiusura a leva con serratura, Riscontro grezzo




PAT123

Piede snodato con base lamiera Ø123, Ø



BPM-Z

Pressore a molla con intaglio e puntale a



LWH

Guida lineare a sfere - Sfere acciaio, Carello -



PRF_ART

Cerniere e giunti, Con maniglia di serraggio

Prodotti correlati




PRF4545

Profilato alluminio standard, 45 x 45 mm



PRF_FIX_ANG

Fissaggio, Fissaggio angolare



PRF4545r90

Profilato alluminio standard, 45 x 45 mm - R90°



PRF-SCL

Sistema di chiusura per profili alluminio, Lock for sliding doors