

# Solid foot mount for heavy loads New

## PML

## Max load 90,000 N

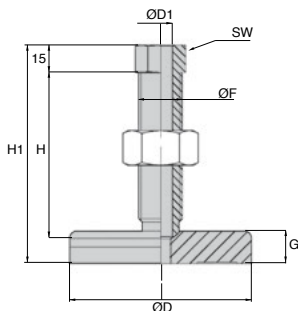
- Levelling foot mount for very heavy loads
- Solid foot
- Hollow stem
- Fine thread pitch gives accurate levelling
- Oscillation  $\pm 2^\circ$
- Materials:
  - Base: steel with yellow coated finish
  - Stem: Chromed steel

### Applications

- Machine tools, assembly machines, automated lines



Stem ready to install in insert




### DISCOUNTS

Qty	1+	6+	10+	15+
Disc.	List	-5%	-10%	On request

Part number	ØD	ØD1	SW	ØF	G	H	H1	Static load (N)	Price each
									1 to 5
PML100-24C-87	100	13	24	M24x2	18	87	121	60000	24,42 €
PML100-24C-141	100	13	24	M24x2	18	141	175	60000	26,99 €
PML120-35C-100	120	22	41	M35x2	25	100	141	90000	67,72 €
PML120-35C-177	120	22	41	M35x2	25	177	216	90000	71,40 €
PML120-36C-100	120	22	41	M36x2	25	100	141	90000	67,72 €
PML150-35C-100	150	22	41	M35x2	25	100	141	90000	75,24 €
PML150-35C-177	150	22	41	M35x2	25	177	216	90000	79,41 €
PML150-36C-100	150	22	41	M36x2	25	100	141	90000	75,24 €

Dimensions in mm

## Altri prodotti...



RPPM

Cinghia aperta al metro tipo RPP, RPP8  
Poliuretano armatura in acciaio



SH0

Ingranaggio elicoidale ad assi paralleli,  
Acciaio 20NCD2



PCS6ECO

Pignone a catena - acciaio, 6mm (DIN 04-1)



LINK64

Motoriduttore AC sincrono, da 1.3 a 6Nm



RFV63

Riduttore inox a ruota e vite senza fine, fino a 152 Nm



PDM\_PDV

Detectable plastic palm grip, blue thermoplastic



TRMSS

Cremaiera a sezione circolare, Inox - modulo 1-5




SSDB

Ingranaggio conico inox, 2:1



DOMI120

Accessori di collegamento, Piatto



RPPM

Cinghia aperta al metro tipo RPP, RPP5



PTA100

Piede snodato con base stampata Ø100,



BABtss

Perno autobloccante inox 303, Inox 303

**Prodotti correlati**