

Steel or stainless steel invisible hinge

Sta

CHINV For nested doors or surface mounted doors

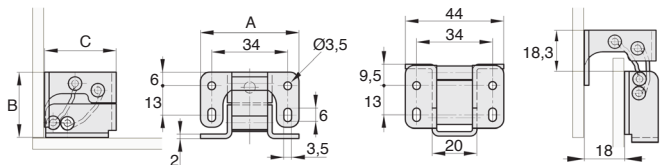

- Invisible hinge with connecting rods
- 90° opening
- Material:
 - Zinc-plated steel with 430 stainless steel pin and rod
 - Stainless steel 316L raw

Advantage

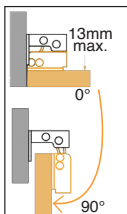
- Invisible when the door is closed

Mounting

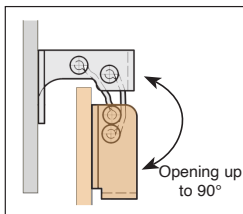
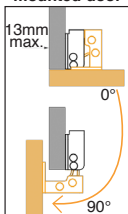
- Flush or surface mounting
- Right- or left-hand mounting
- Vertical or horizontal mounting



Hanging a built-in door



Hanging a surface mounted door



DISCOUNTS

Qty	1+	6+	20+	50+
Disc. Net	-5%	-10%	On request	

Part number	Material	A	B	C	Weight (g)	Stock*	Price each
CHINV-4429	Steel	44	29	32	64	✓	22,21 €
CHINV-4429/SS	Stainless steel 316L	44	29	32	64	-	31,04 €

*Depending on availability - Dimensions in mm

Steel or stainless steel invisible hinge

CHINV For nested doors or surface mounted doors


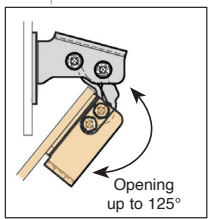
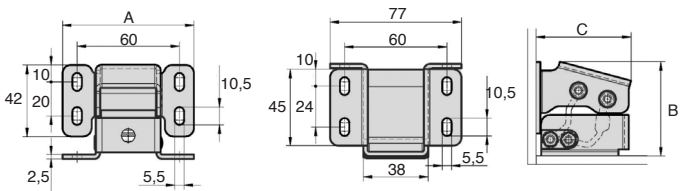

- Concealed hinges (Medium size)
- 125° opening
- Material:
 - Steel zinc plated or 316L stainless steel raw
 - Links in aluminium
 - Pin in zinc plated steel or in 304Cu stainless steel

Advantage

- Invisible when the door is closed

Assembly

- For nested doors or surface mounted doors
- LH or RH options
- For horizontal or vertical applications.
- Opening angle differs according to door thickness:
 - For thickness up to 10 mm: opening angle of 125°
 - 15 mm thickness: opening angle of 115°
 - 20 mm thickness: opening angle of 108°




DISCOUNTS

Qty	1+	6+	20+	50+
Disc.	List	-5%	-10%	On request

Part number	Material	A	B	C	Weight (g)	Price each	
						Stock*	1 to 5
CHINV-7755	Steel	77	55,2	54,0	250	-	18,38 €
CHINV-7755/SS	Stainless steel	77	55,2	54,0	250	-	32,93 €

*Depending on availability - Dimensions in mm

Altri prodotti...



LSM

Vite trapezoidale inox 316L, Inox - 1 filetto



PDD

Pressore a molla sensore di rilevamento, Con asta di comando per int...



PTA50

Piede snodato con base stampata Ø50, Ø 50



GPB

Maniglia a tirante, Con inserto ottone



KITdog

Kit di motorizzazione 24V, Ruota e vite senza fine



SDA

Pistoncino a molla - Supporto, fissaggio parallelo alla serratura



T10_30_AL

Puleggia dentata di posizionamento tipo T, Serie economica - T10 all...



CHA

Cerniera, Robusta - Apertura 180°



ADL_F

Anello di sollevamento, Inox



CDR

Per perno autobloccante, Cavo di ritegno



T5courroie

Cinghia di posizionamento T, T5 Poliuretano armatura



PTA50ssEB

Piede snodato con base stampata Ø50, Piede snodato

Prodotti correlati



CHINV

Cerniera invisibile, Invisibile - Apertura fino a 90°



CHINV

Cerniera invisibile, Invisibile - Apertura 90°