


- Ideal for moving large or heavy loads
- Completely smooth surfaces
- With double hinge
- Materials:
 - Plates: low friction acetal
 - Pin: stainless steel 304
- Operating temp.: -40°C to +85°C (+70°C in humid environments)
- Length 3048mm (80 plates)



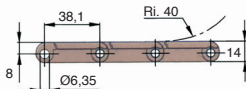

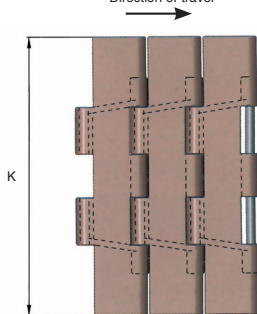
Advantages

- Large width
- High carrying capacity

Associated products

- Drive sprocket **PT821**
- Idler sprocket **PR821**
- Idler **DBL821**

Direction of travel



DISCOUNTS

Qty.	1+	5+	10+
Disc.	List	-5%	On request

Part number	Width K (mm)	Length (mm)	Breaking load (N)	Weight (kg/m)	Price each 1 to 4
CAP821-190	190,5	3048	6500	2,50	268,68 €
CAP821-254	254,0	3048	6500	2,95	283,64 €
CAP821-304	304,8	3048	6500	3,25	312,37 €

Dimensions in mm

Altri prodotti...



RCX-6

Rondella sferica -
DIN6319, convessa



AC144

Piastrina di riscontro
piatta per chiusura,
22mm



MET

Cuscinetto cilindrico,
Bronzo
autolubrificante
METAFRAM



PF55

Riduttore a ruota e
vite senza fine, fino a
57 Nm



PITA

Pistoncino a molla,
con maniglia a T



BPHF

Sfera portante a
incastro con flangia,
Forte




ACLEPP

Angolare, 4 fori



CHMX_CHMDX

Albero per riduttore a
ruota e vite senza fine
CHMR e CHM, Albero
do...




GLT2-27

Guide telescopiche
per montaggio in
scanalatura,



COA-COG

Staffa di montaggio
per molla a gas,
Staffa di montaggio



NCT

Giunto di
collegamento, Ad
angolo fisso



BH01

Cuscinetto radiale
flangiato, Montaggio :
pressione e colla

Prodotti correlati




PT821

Pignone di trazione,
Serie 821 e 805



PR821

Ruota di rinvio, Serie
821 e 805



PRL

Profilo supporto per
catena, Profilo ad L
ad incastro