

Internal hinge pin for aluminium profile

MiniTecPRFPIV

- Supplied with fixing kit
- Material: anodised aluminium

Uses


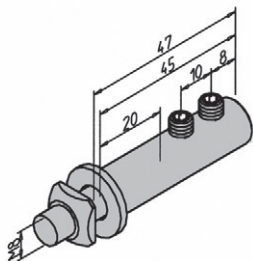

- Doors
- Panels
- Sections of structures that need to move

Assembly

- Slide the pin to the required location in the slot of the upper support profile and tighten.
- Repeat for lower profile.
- Add the spacers
- Insert the other part of the pin into the central hole at the top of the door profile, repeat for bottom of door
- Assemble the door into the frame ensuring the two parts of each hinge are in the correct position. Tighten the 2 grub screws on each hinge

Info.

- Max. load: 250N



Typical application



DISCOUNTS

Qty.	1+	50+	100+
Disc.	List -5%	On request	

Part number	Type	Weight (kg)	Stock*	Price each 1 to 49
PRF-PIV	Hinge pin	0,02	✓	7,70 €

*Depending on availability - Dimensions in mm