

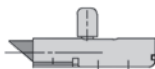
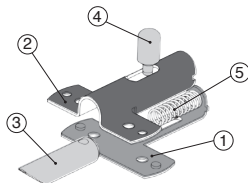
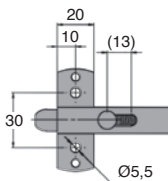
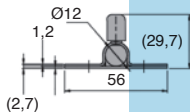
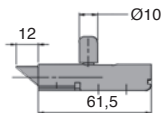
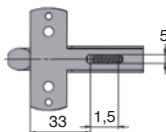
- Slam latches for direct closing in hostile environments
- Latch tongue at top
- Resistant to water and cleaning products
- Materials:  
Body and support: 304L stainless steel  
Latch and handle: 303 stainless steel  
Spring: 301 stainless steel

### Advantages

- Openings on the top and mounting face allow easy cleaning (no retention of water or dirt)
- No sharp angles (avoids risk of injury)
- Top mounted handle allows easy opening

### Applications

- Equipment for the food industry
- Animal breeding (hutches, hen-houses)
- Lids for metal enclosures used in humid environments
- Stainless steel strike plate not supplied



A version



B version

### DISCOUNTS

Qty	1+	10+	20+	50+	100+
Disc.	List	-3%	-5%	-10%	On request

Part number	Latch stroke (mm)	Type	Stock*	Price each 1 to 49
LRR-56-A/SS	12	A version	✓	29,08 €
LRR-56-B/SS	13	B version	✓	29,08 €

All dimensions in mm

0 825 88 6000

Service 0,15 € / min  
+ prix appel

Fax