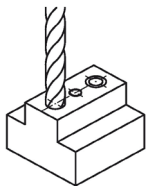


**NEW!****DISCOUNTS**

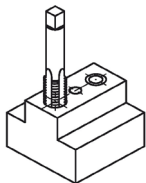
Qty	1+	10+	20+	30+	50+
Disc.	List	-5%	-10%	-15%	On request

Part number	Corresponding diameter D1	Price each 1 to 9
FR-M5/TOOL	M5	28,84 €
FR-M6/TOOL	M6	29,80 €
FR-M8/TOOL	M8, M8x1	31,08 €
FR-M10/TOOL	M10, M10x1,25	33,32 €
FR-M12/TOOL	M12, M12x1,25	35,99 €

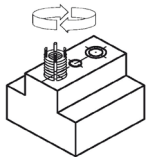
Assembly



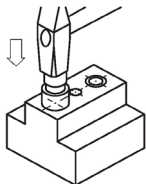
- 1.*
Drill the pilot hole or rebores the old thread with a starting taper (82°-100°)



- 2.*
Tap the required thread using a standard tap.



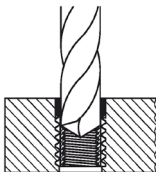
3.
Screw in the thread inserts. These should finish below the top surface of the material (0.3 to 0.7mm).



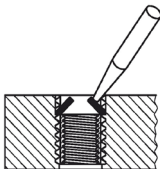
4.
Insert the keys using the supplied tool, tapping gently with a hammer.

Steps 1+2. Refer to the parts table for the dimensions.

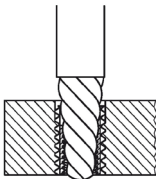
Disassembly



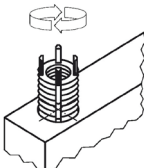
- 1.*
Rebore the remaining material between the keys and threads to the depth indicated



2.
Bend the keys towards the centre until they break



3.
Remove the thread inserts using the extraction tool



4.
Mount the new thread inserts in the original threads

** Steps 1. Refer to the parts table for the dimensions*