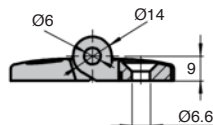
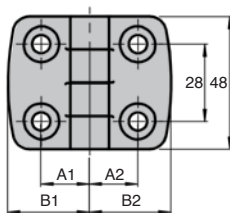
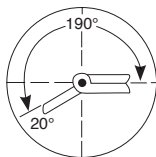


Hinge for aluminium profile

3 materials available

CHA

- **Screw-on hinge**
- For aluminium profile 30x30mm, 40x40mm or 45x45mm (**PRF4545**)
- Opening angle 180° 180°
- Material:
 - 316 stainless steel leaves
 - Glass-fibre reinforced Black PA/Nylon
 - Cast aluminium
 - Stainless steel pin
 - PTFE bearing (Aluminium version only)
- Mount using **M6 FHC6** milled head screws



DISCOUNTS

Qty	1+	6+	20+	50+
Disc.	Net	-5%	-10%	On request

Part N°	A1	A2	B1	B2	FA max (N)	FR max (N)	Profile section	Weight (g)	Price each 1 to 5
Stainless steel hinge									
CHA35-48/SS	17,5	17,5	29,5	29,5	575	800	30x30	167	25,71 €
CHA45-48/SS	22,5	22,5	38,5	38,5	675	900	40x40	205	32,20 €
CHA50-48/SS	25,0	25,0	42,5	42,5	575	900	45x45	223	33,05 €
Glass reinforced plastic hinge									
CHA35-48/PA	17,5	17,5	29,5	29,5	400	700	30x30	36	4,45 €
CHA45-48/PA	22,5	22,5	38,5	38,5	450	750	40x40	43	4,03 €
CHA50-48/PA	25,0	25,0	43,5	43,5	450	750	45x45	46	4,13 €
Aluminium hinge									
CHA35-48/AL	17,5	17,5	29,5	29,5	225	325	30x30	65	12,19 €
CHA45-48/AL	22,5	22,5	38,5	38,5	250	400	40x40	69	14,42 €
CHA50-48/AL	25,0	25,0	43,5	43,5	250	400	45x45	73	14,61 €

All dimensions in mm

Fax 0 825 88 6000
Service 0,15 € / min
+ prix appel

cial2@hpceurope.com

HPC

SUPPLEMENT 2019

157