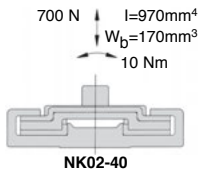
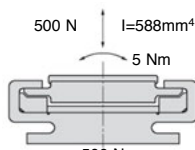
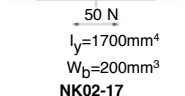
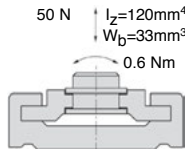
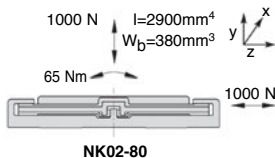


Carichi ammissibili



700 N
 $I=2640\text{mm}^4$
 $W_b=660\text{mm}^3$



Carichi dinamici max. ammissibili per Drylin® N

